
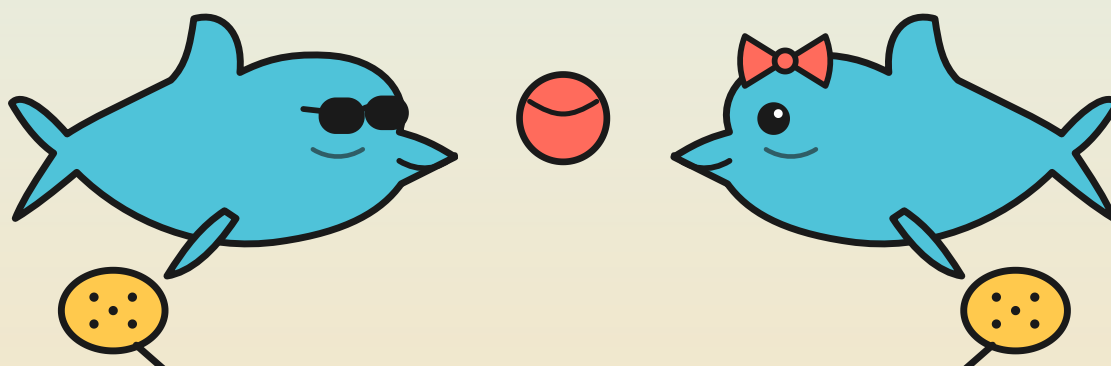


קִיץ שֶׁל כִּיף

Fun Israeli Summer

with Gal & Galit · beginner Hebrew through play



Scan to visit us!




scan to visit us

Meet Gal & Galit!




We are two dolphins who LOVE summer. Say hi!



גַּל

gal

“my name means wave”




גַּלִּית

Galit

“my name means little wave”

Color us in! We will be your beach buddies all summer. Gal wears cool shades, and Galit has a little bow.


...and color our summer friends!



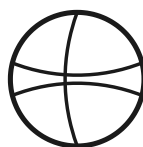
Color the Sun שֶׁמֶשׁ



Color the picture. Can you say the Hebrew word?



...and color these beach friends, too!



שֶׁמֶשׁ

shemesh

sun



Trace: Wave גל



First trace each letter, then trace the whole word!



gal – wave

First, trace each letter – right to left <, follow the green numbers 1 then 2. Each number sits where that letter begins.



Now trace the whole word – the dark one first, then the gray ghosts:

גל

גל

גל

גל

גל


גל



Match it up!



Draw a line from each picture to its Hebrew word.



sun



seashell



ball



dolphin



crab



paddleball

צֶדֶף
tzedef

כַּדוּר
kadur

מַטְקוֹת
matkot

סַרְטָן
sartan

שֶׁמֶשׁ
shemesh


דוֹלְפִין
dolfin



Match it up! — Answer Key



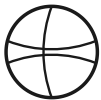
Here are the matches — each line shows which picture goes with which Hebrew word.




sun



seashell



ball



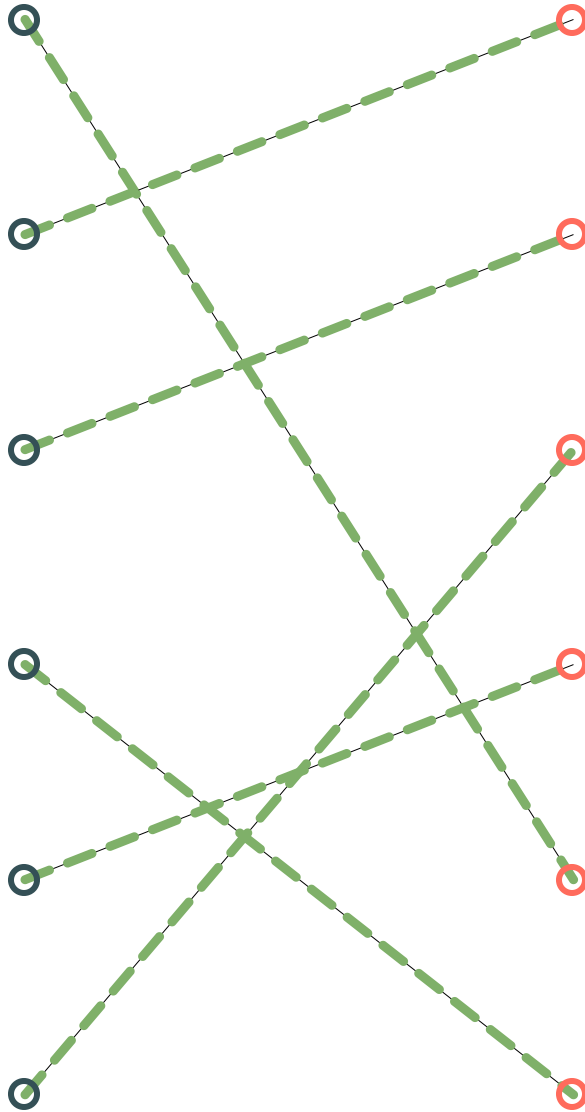
dolphin



crab



paddleball



צדף
tzedef

קדור
kadur

מטקות
matkot

קרטון
karton

שמש
shemesh


דולפין
dolphin



Help Gal reach the ice cream!




Find a path from Gal all the way to the ice cream. No crossing the walls!



Maze – Answer Key



Here's the path!



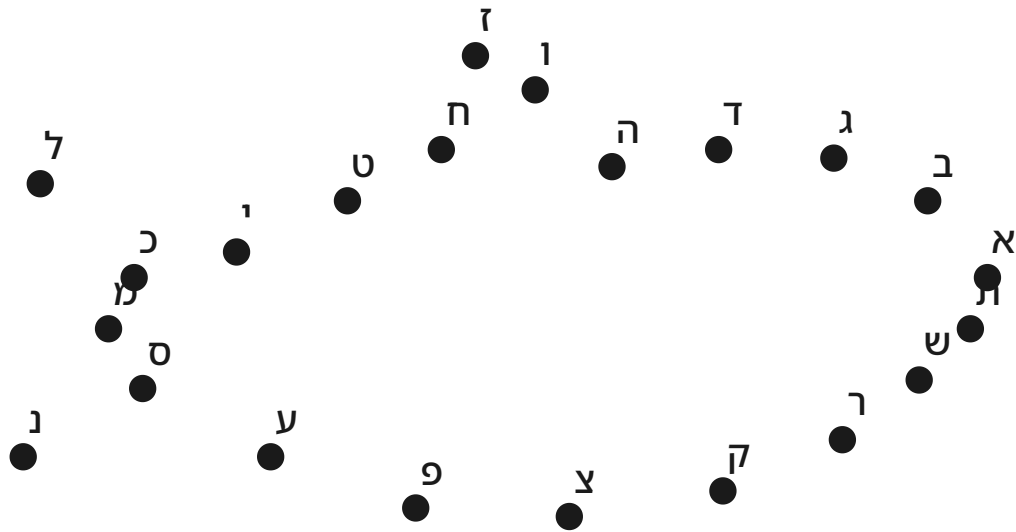
Connect ת < א



Connect the dots in aleph-bet order — right to left < — to find a hidden sea friend! Use the aleph-bet ruler to help.

Aleph-Bet order — start at א on the right, go in order to ת:

ת ש ר ק צ פ ע ס נ מ ל כ י ט ח ז ו ה ד ג ב א



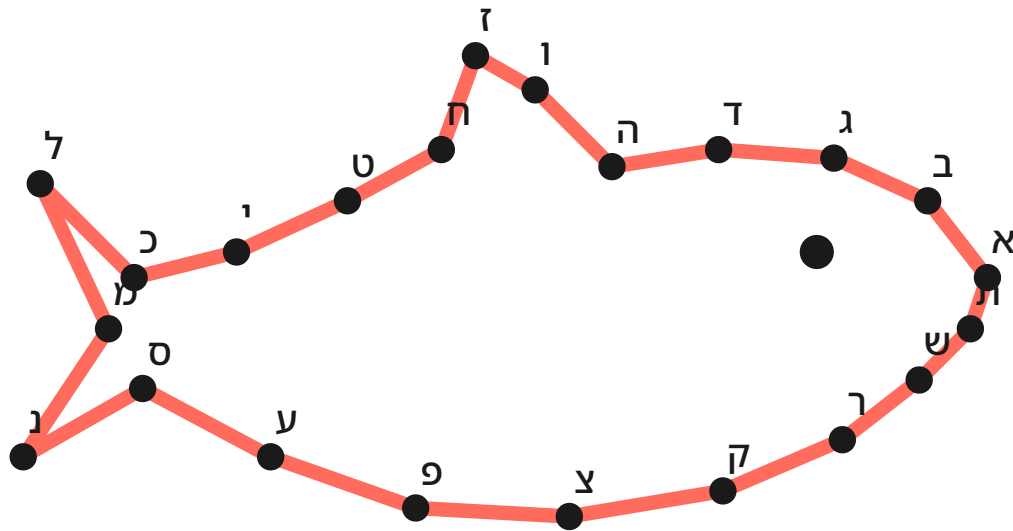
Dot-to-Dot — Answer Key



You found a fish — דָּג (dag)!

Aleph-Bet order — start at א on the right, go in order to ת:

א ב ג ד ה ו ז ח ט י כ ל מ נ ס ע פ צ ק ר ש ת



Secret Summer Code



Use the key to turn pictures into Hebrew letters!

Secret code key:

(In the secret code each picture stands for a hidden letter — not its name!)



=

ח



=

י



=

ק



=


ל



=

פ

Crack the secret summer word:



Secret Summer Code – Answer



Use the key to turn pictures into Hebrew letters!

Secret code key:

(In the secret code each picture stands for a hidden letter – not its name!)



=

ח



=

י



=

ך



=

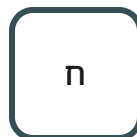

ל



=

ק

Crack the secret summer word:



כין

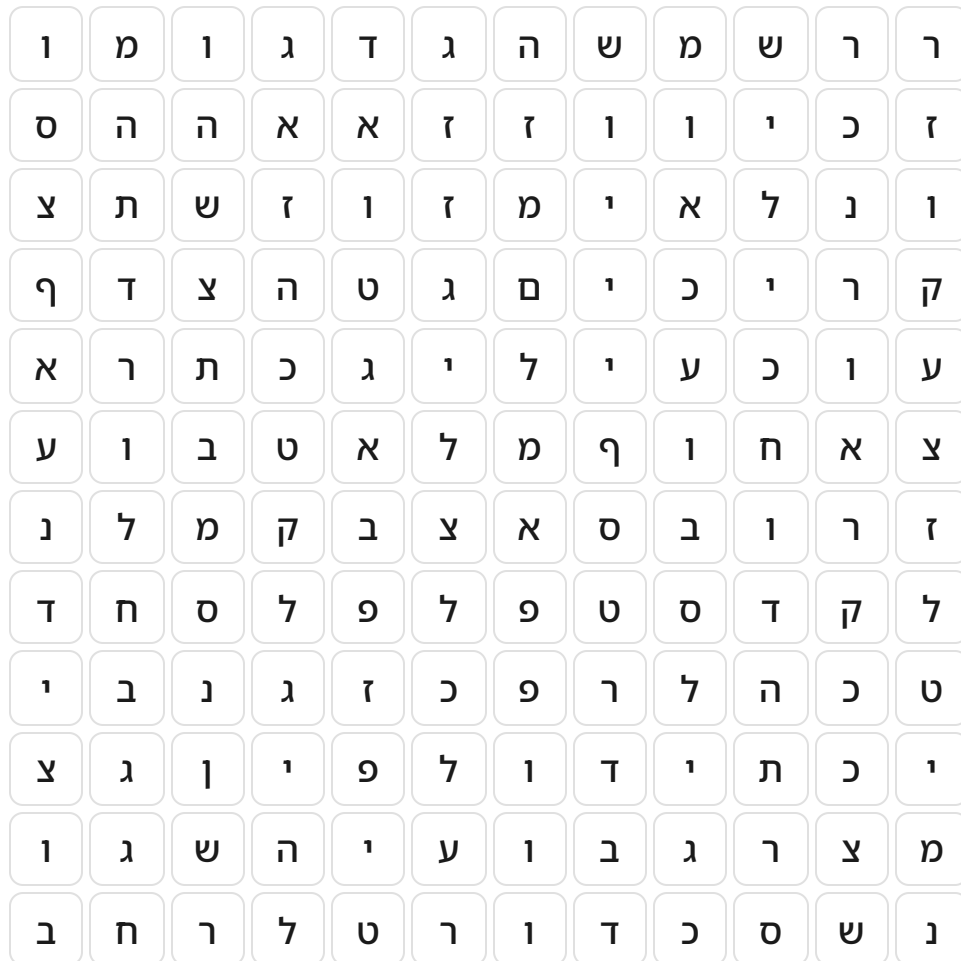
chof – beach



Summer Word Search



Circle each hidden Hebrew word. Every word reads right-to-left <.



Find these 8 words – each one reads right-to-left <:



שמש
sun



צדף
seashell



כדור
ball



ים
sea



דג
fish



צב
turtle



חוף
beach



דולפין
dolphin



Word Search – Answer Key



Circle each hidden Hebrew word. Every word reads right-to-left <.

ו	מ	ו	ג	ד	ג	ה	ש	מ	ש	ר	ר
ס	ה	ה	א	א	ז	ז	ו	ו	י	כ	ז
צ	ת	ש	ז	ו	ז	מ	י	א	ל	נ	ו
ף	ד	צ	ה	ט	ג	ם	י	כ	י	ר	ק
א	ר	ת	כ	ג	י	ל	י	ע	כ	ו	ע
ע	ו	ב	ט	א	ל	מ	ף	ו	ח	א	צ
נ	ל	מ	ק	ב	צ	א	ס	ב	ו	ר	ז
ד	ח	ס	ל	פ	ל	פ	ט	ס	ד	ק	ל
י	ב	נ	ג	ז	כ	פ	ר	ל	ה	כ	ט
צ	ג	ן	י	פ	ל	ו	ד	י	ת	כ	י
ו	ג	ש	ה	י	ע	ו	ב	ג	ר	צ	מ
ב	ח	ר	ל	ט	ר	ו	ד	כ	ס	ש	נ

Find these 8 words – each one reads right-to-left <:



שמש
sun



צדף
seashell



כדור
ball



ים
sea



דג
fish



צב
turtle



חוף
beach



דולפין
dolphin



חֻקַּת-בַּלָּק Chukat-Balak

Shabbat · 2026-06-27

What is this week's parasha about?

This week we read two Torah portions together – Chukat, which teaches us some special mitzvot, and Balak. In Balak, a man named Bilam is asked to say unkind words about the Jewish people – but on the way, even his donkey speaks up! Every time Bilam opens his mouth, only blessings come out. Looking out at their cozy tents, he says the beautiful words: “Mah Tovu – how lovely are your tents!”

מַה טּוֹבוֹ אֹהֶלְיָךְ

Mah tov u ohalecha – “How lovely are your tents!”

Talk about it – Gal & Galit's Dolphin Debate



Gal: Whoa – a donkey that can TALK? I would listen to that all day!

Galit: Me too! And the man who came to say something unkind looked out, saw everyone's cozy tents, and said “Mah Tov u – how lovely!”



Gal: Funny – he opened his mouth and only kind words came out.

Galit: Maybe seeing how warm and welcoming the homes looked changed his heart.



Now you try – talk it over with a buddy!

If a friend came to visit your home, what is one thing you would do to make them feel welcome?






Turn the page for today's activity! >



Color the cozy tents

- 1 Color the cozy tents that Bilam saw.
- 2 Trace the happy words “Mah Tov.”
- 3 Draw your own cozy home in the box.




Trace the happy words:

מַה טוֹב

Mah Tov

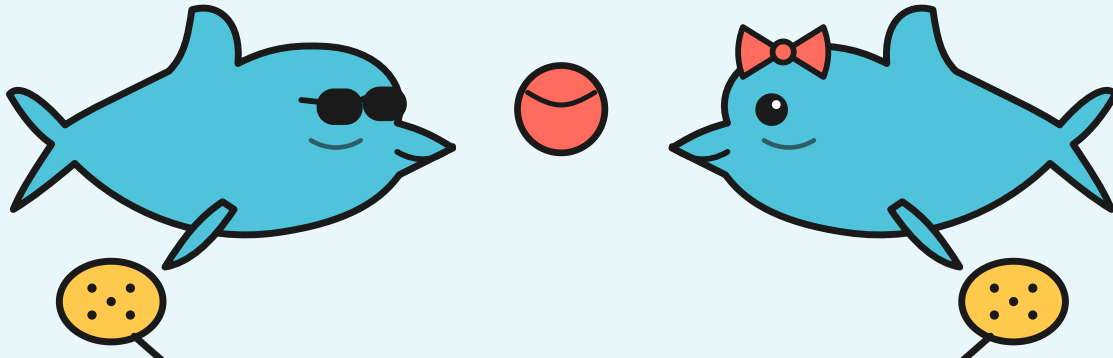
Draw your own cozy home:



My Summer Passport



Earn a stamp every week – 12 steps to a Hebrew summer!



3

גָּמֵל

week 3 · camel
stamp / sticker

2

גְּלִידָה

week 2 · ice cream
stamp / sticker

1

חֹף

week 1 · beach
stamp / sticker

6

דָּג

week 6 · fish
stamp / sticker

5

אֲבֹתִיחַ

week 5 · watermelon
stamp / sticker

4

חַיּוֹת

week 4 · animals
stamp / sticker

9

פִּיקְנִיק

week 9 · picnic
stamp / sticker

8

מְטָקוֹת

week 8 · paddleball
stamp / sticker

7

חַפְּסָה

week 7 · vacation
stamp / sticker

12

בֵּית סֵפֶר

week 12 · back to school
stamp / sticker

11

לוּנָה פֶּאָרְק

week 11 · Luna Park
stamp / sticker

10

שׁוּק

week 10 · market
stamp / sticker



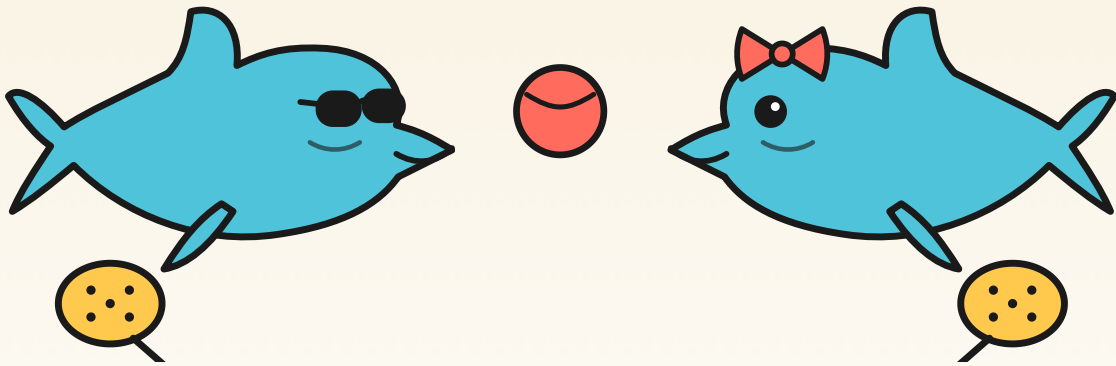


I had a Hebrew Summer!

קִיץ שֶׁל כֵּיף!

kayitz shel keif – a summer of fun

.....
write your name



hebrewhomeschoolhub.com

